

energetx

1. Control valves PN16



1

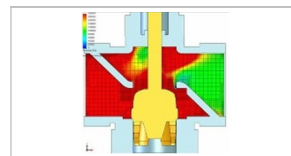
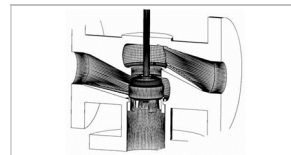
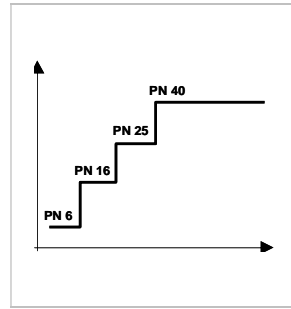


Table of contents	Datasheet
Selection and dimensioning of control valves	1.001
Retro-fit of control valves	1.002

Type	DN	Mounting	PN	
▶ 2-way control valves PN16				
RE2F..	15..300	flanged	16bar	1.402
RH2D..	15..50	threaded	16bar	1.201
RH2F..	15..150	flanged	16bar	1.301
RZ2D..	15..25	threaded	16bar	1.102
▶ 3-way control valves PN16				
RE3F..	15..300	flanged	16bar	1.401
RH3D..	15..50	threaded	16bar	1.201
RH3F..	15..150	flanged	16bar	1.301
RZ3D..	15..25	threaded	16bar	1.102

